

Improved search makes it easy to find the right online parts manual

Nordco has introduced a major enhancement that makes it easier than ever to search for maintenance-of-way machine parts manuals at www.nordco.com. Previously manuals were searchable by machine type and serial number range. The new capabilities mirror the rest of the Nordco website, making it possible to quickly drill down and locate the information you need. Drop down menus list available choices, which are automatically modified based on your previous selections in each category. Manuals are found in the maintenance-of-way **PARTS** section and are available for all current production machines as well as most older models.

Keyword

▼ **Product Categories** clear

- Adzres (23)
- Anchor Machines (111)
- Ballast Regulators / Cribber (130)
- Clearing Right-of-Way Machines (31)
- Clip Machines (63)
- Cranes (16)
- Gage-Related Machines (8)
- Grinders (8)
- Miscellaneous (32)
- Multi-Use Machines (71)

[See All](#)

▼ **Machine Type** clear

- Adzres (CZ) (7)
- Adzres (Ride-On) (16)
- Anchor Adjuster Two Rail (AA2R) (7)
- Anchor Applicator Single Rail (A3)
- Anchor Remover (AKG7) (23)
- Ballast Regulator (G Series) (27)
- Ballast Regulator (K and KL Series) (13)
- Ballast Regulator (L Series) (6)
- Ballast Regulator (M and M2 Series) (11)
- Ballast Regulator (MT) (39)

[See All](#)

▼ **Model Type** clear

- Groundhog (4)
- Model 99C (7)
- Model 99C (27)
- Model A (190)
- Model B (168)
- Model B2 (9)
- Model C (48)
- Model D (75)
- Model E (6)
- Model F (19)

[See All](#)

▼ **Serial Number Ranges** clear

- 101-136 (7)
- 130400-above (8)
- 137-above (9)
- 201-208, 210-213 (5)
- 209, 214-230 (5)
- 230025-above (17)
- 290025-290035 (6)
- 290036-above (4)
- 310001-310007 (10)
- 310008-above (11)

[See All](#)

▼ **Document Type** clear

- Appendix (55)
- Chemical (22)
- Component Data (306)
- Electrical (253)
- Hydraulic (222)
- Mechanical (311)
- Operations (173)
- Pneumatic (50)

The website will return a selection of documents based on your search criteria.

▼ **Manual Part Numbers**

- 49450051B (9)
- 49450051C (10)
- 49450051D (12)
- 49450051E (6)
- 49450051F (15)
- 49450051G (13)
- 49450051H (15)
- 49451200 (8)
- 49451201 (12)
- 49451400 (9)

[See All](#)

Parts Manuals

- Production Splicer (CK Hammer) Mechanical Drawing 1 (48454191)
12-06-12, SN: 41858410563; operator station, axle and floating frames, brakes, and propulsion unit and drive
- Production Splicer (CK Hammer) Mechanical Drawing 1 (48454192)
12-06-12, SN: 41858410565 (Currens); Operator Station, Axles and Floating Frames, Brakes, and Propulsion and Drive
- Production Splicer (CK Hammer) Mechanical Drawing 1 (48454193)
12-06-12, SN: 41858410564 (Currens); Operator Station, Axles and Floating Frames, Brakes, and Propulsion and Drive
- Production Splicer (CK Hammer) Mechanical Drawing 1 (48454194)
12-06-12, SN: 41858410566 (Lube Drive 63037); Operator Station, Axles and Floating Frames, Brakes, and Propulsion and Drive
- Production Splicer (CK Hammer) Mechanical Drawing 1 (48454197)
12-06-12, SN: 41858410565 (Flusser); Operator Station, Axles and Floating Frames, Brakes, and Propulsion and Drive
- Production Splicer (CK Hammer) Mechanical Drawing 1 (48454198)
12-06-12, SN: 41858410566 (Gummert); Operator Station, Axles and Floating Frames, Brakes, and Propulsion and Drive

Search for manuals by keyword, major product categories, machine type and model, serial number range and manual part number.

Featured Exchange and Rebuilt Component: RPI Workhead

REPAIR & MAINTAIN MACHINE

Part number: 90720001

Machine: RPI Ride-On Plate Inserter, all serial numbers

What it does: The RPI Workhead is the key working component on the machine. It lifts the rail and positions the plate. The RPI Workhead is a complete, ready-to-install unit that includes all necessary mechanical and hydraulic components. This assembly includes two workheads, one for each side of the machine. Workhead exchange for just one side of the machine is also available, part number 90720002.

NORDCO EXCHANGE COMPONENT PROGRAM
Send in your worn-out unit, and Nordco sends you a completely upgraded, like-new component with a full factory warranty. Wide selection of exchange components available for multiple machines. Contact Nordco for more information.



Nordco RPI.



90720001 RPI Workhead Exchange. Pictured is the right-hand workhead; the assembly also includes a left-hand unit to outfit one machine.

Featured Rebuilt Component: Jackson 6700 Workhead Assembly


Part number: J20000735

Used with: Jackson 6700 Tamper

What it does: Set of four remanufactured Jackson 6700 workheads, complete and ready to bolt on to the machine. Repainted, incorporates all required preassembled mechanical and hydraulic components, including new vibrator motors.

REPAIR & MAINTAIN
MACHINE

J20000735 Jackson 6700
Workhead Assembly.



Featured Machine: BAAM Anchor Applicator

This year the **Nordco Equipment Services Bulletin** will periodically feature a selection of repair and upgrade kits and exchange components for a particular machine. This month we highlight some of the offerings for the BAAM Bulk Automatic Anchor Machine. This is only a sampling. Contact Nordco Parts for a complete list of available parts and kits for your application, or check out our easy-to-search website at www.nordco.com.



Nordco BAAM.

90690124 BAAM Workhead Exchange Assembly: Complete workhead replacement package. Includes all required mechanical and hydraulic components and workhead frame.

REPAIR & MAINTAIN
MACHINE

98690037 Anchor Holder Maintenance Kit: Selection of parts frequently used to repair and maintain Unit 5 Anchor Tooling.

PREVENTATIVE
MAINTENANCE

96690251 BAAM Window Guard Assembly: Guard attaches to rear of cab. In "up" position it protects the rear window from debris, in "down" position it acts as a sturdy platform for service people to access the top of the cab. Also includes handrail to mount above rear window.


IMPROVE MACHINE
PRODUCTIVITY



90690124 BAAM Workhead Exchange Assembly, also includes frame with hydraulic components.

98690014 Crossing Alarm Switch Kit: Helps prevent damage to the workhead by providing an audio and visual alarm to the machine operator when approaching crossings. Limit switches mount on front and back of machine for operation in either direction.

IMPROVE MACHINE
PRODUCTIVITY



MOUNTING BRACKET

LIMIT SWITCH


LIMIT SWITCH LEVER

98690014 Crossing Alarm Switch Kit
installed on one side of machine.

98690037 Anchor Holder Maintenance Kit.

INCLUDES HANDRAIL

96690251 BAAM
Window Guard Assembly
installed on machine, in
up position.



Contact Nordco Aftermarket Parts Sales & Service

Ph: 1-800-647-1724 7:30 a.m. - 5 p.m. Central Time Monday - Friday Fax: 414-766-2379 Email: Parts_Sales@nordco.com
Request an order or quotation: www.nordco.com Nordco Inc. 245 W. Forest Hill Ave. Oak Creek, Wisconsin 53154 USA