



Product Support Bulletin 2005-002

245 W. Forest Hill Avenue
Oak Creek, WI 53154

Contact: Gary D. Van Deluyster, Service Manager – Phone: 800-445-9258 – Fax: 414-766-2379

Maintenance of Way ~ Work Equipment Bulletin

DATE: April 4, 2005

SUBJECT: Improved Rail Clamp Pivot Pin – 54050096
Pivot Pin Field Replacement Kit – 98760024

RATING: **DIRECTIVE** (Action is required) **ALERT** (Potential Problem)
 INFORMATION (Action is optional) **PRODUCT IMPROVEMENT** (Enhance Product)

MACHINE MODEL(S): TRIPP

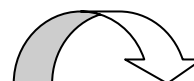
SERIAL NUMBER(S): 760125 - 760185

SUMMARY: The Rail Clamp Pivot Pin (p/n 54050095) has been replaced with a redesigned **Rail Clamp Pivot Pin (p/n 54050096)**.

OPERATIONAL IMPACT: The 54050095 pin was secured to the rail clamp with a headless pin and cotter pin. See Figure 1. If the clamps closed on the rail while the machine was still moving, the pin could move lengthwise and shear the cotter pin. The pin could then continue to work its way out of the clamp. The improved 54050096 pin has a threaded hole on one end and is secured with a capscrew, spacer and large collar. This will resist movement of the pin if the clamps are closed while the machine is still moving.

ACTION: The new **54050096 Pivot Pin** requires a **Spacer (p/n 63892090)**, **Washer (p/n 86041342)**, **5/8" Lockwasher (p/n 3064482)** and **5/8" x 1-1/2" Capscrew (p/n 2775801)** for installation. See Figure 2. For replacement of the original pins in the field, all of these parts are included in the **Pivot Pin Field Replacement Kit (p/n 98760024)**. The kit also includes a **Grease Fitting (p/n 3801052)**. One kit will modify one clamp assembly; **2 kits are required per machine**. Replacing the pins does not require any changes to the Roller Clamp assembly.

WARRANTY: None






Figure 1

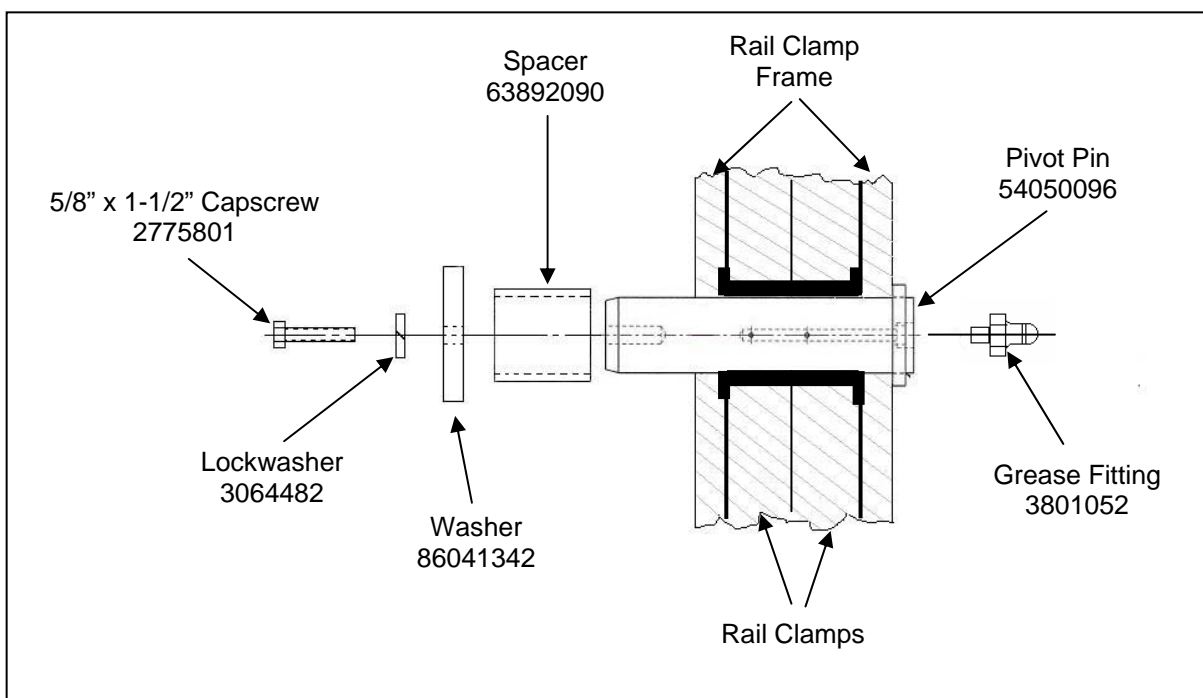


Figure 2